
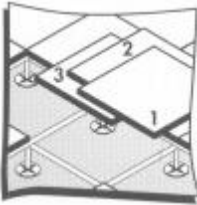


Use And Maintenance

The raised floor is composed of many removable elements. The panels, which form the walking surface are laid one beside the other; consequently, the stability of the system must be guaranteed by following some simple maintenance guidelines:



- 1.** When using lifting trucks to move heavy loads, lay some stiff material such as plywood on top of the panels to help distribute the loads.




- 2.** If you have to remove some panels, it is better to avoid the formation of "isles" or "long channels", by removing only the minimum number necessary to reach the objective. Re-install the panels one-by-one in the reverse order in which they were removed.



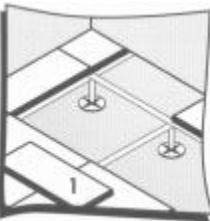
- 3.** Be careful not to damage or to move the seals of the pedestals and of the stringers. Replace any damaged seals.



- 4.** The removal and replacement of the panels must only be done by utilizing the appropriate lifting tools.



- 5.** Take particular care, in moving panels containing accessories (grids, electric systems, etc.) in order not to damage the connections.



- 6.** When replacing partial panels, such as those at perimeter locations, it is necessary to be careful to place them again in their original position.