


Cleaning

General advice

Regular and proper cleaning is very important for the maintenance of the of the access flooring; the following precautions must be observed:



1. Do not use water or liquid detergents directly on the access flooring: use a damp and well squeezed floor-cloth and be particularly careful near electric and telephone services; do not use water for cleaning under the flooring.



2. Do not use alkaline detergents, soda, soaps and solvents. Do not use pumice-stone, sand-paper, steel wool or other abrasives.




3. Before using any floor-polish or other protective treatments on the whole surface, it is advisable to test the product on a limited area of the raised floor. If the flooring requires particular electrical characteristics, remember that most synthetic polishes are, normally, electrically isolating.

Rules about the cleaning after installation



1. **Raised floors with HPL Laminate and resilient materials as top finish.** - Remove dust with a vacuum cleaner, clean with a well wrung-out mop or sponge, damp with tepid water and neutral detergent in normal proportions. Dry the floor by wiping with a clean, soft cloth. After some hours, polish with a polishing machine with felts. Be sure to use only quality liquid waxes. **Raised floors with parquet** - Remove dust with a vacuum cleaner. Wash by using a well squeezed floor-cloth damp with neutral non-foamy detergent. The varnish can be treated with Polish, liquid waxes or protective products specific for parquet.



2. **Raised floors with carpet.** Use brushing vacuum cleaner for needlefelt carpets; use normal vacuum cleaner for "velour" or "bouclé" carpet.




3. Raised floors with stoneware top finishes .

Remove dust by a vacuum cleaner. Wash by using a well wrung out cloth, damp with tepid water and neutral detergent in normal proportions. Wipe then with a dry cloth. Do not polish the ceramic tiles with waxes.

4. Monointec raised floors. Remove surface dust. Wash with water and liquid detergent as per a normal floor. It is OK to use wet cleaning machine.

Special operations



1. Raised floors with HPL Laminate and resilient materials as top finishes -

Surface crust and cigarettes burns can often be removed by careful scrubbing with steel wool or plastic abrasive pad. The surface will have to be cleaned by a damp cloth, then dried up and polished, if needed.



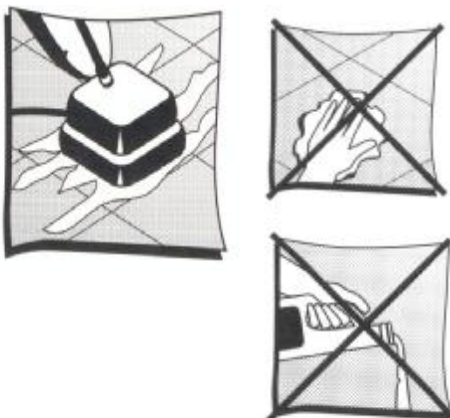
2. Raised floors with carpet -

For little stains use spray dry-cleaners easily to be found in the market; in order to obtain a good result, the stain should be treated as quickly as possible. It is then suggested to dry-clean once every year (do not use water-cleaners).



3. Raised floors with stoneware top finishes -

Do not use steel wool which could dull the finish. Do not use acid-based detergents in order not to damage the joints. Do not use polishes or protective treatments on ceramic tiles, since it is not an absorbent material. Avoid wet-cleaning machines (except in the case of Monointec).



4. Monointec raised floors -

Do not use steel wool which could dull the finish. Do not use acid-based detergents in order not to damage the joints. Do not use polishes or protective treatments on ceramic tiles, since it is not an absorbent material. On Monointec it is possible to use wet-cleaning machines.